

POZZETTI

COPERCHI STRADALI

Codice Fatturazione	Descrizione dei prodotti Dimensioni in cm. nominali						PREZZO DI LISTINO € CAD.	Caratteristiche e schemi tecnici
	larg. int.	larg. est.	tappo / luce	sp.	Q.tà pacco	peso kg.cad		

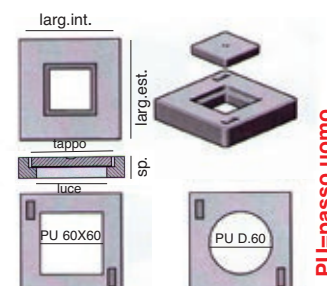
CE : UNI EN 1917



Botola Chiusa Rinforzati

in cls vibrato armato per **traffico medio-pesante** per POZZETTI STANDARD

COP5C0040	40	49	36/33	12	20	59	28,80
COP5C0050	50	59	36/33	13	20	98	38,10
COP5C0060	60	69	36/33	14	5	144	48,30
COP5C0080	80	90	49/43	14	5	248	108,20
COP5C0085	80	90	PU d.60	14	5	155	109,20
COP5C0086	80	90	PU 60x60	14	5	155	109,20
COP5C0100	100	115	49/43	14	5	416	150,20
COP5C0106	100	115	PU d.60	14	5	345	152,30
COP5C0107	100	115	PU 60x60	14	5	324	152,30



PU=passo uomo

CE : UNI EN 1917

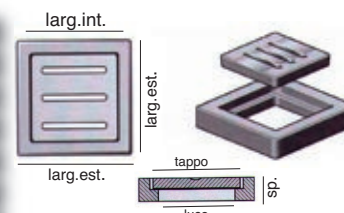


Botola Caditoia Rinforzati

in cls vibrato armato per **traffico medio-pesante** per POZZETTI STANDARD

COP5C0127	40	49	36/33	12	20	59	30,50
COP5C0128	50	59	36/33	13	20	98	38,90
COP5C0129	60	69	36/33	14	5	144	49,40

<- Su richiesta caditoie concave



Anelli raggiungi quota Passo Uomo in cls vibrato armato RINFORZATI




COP508000	d.62	h. 4	10	10	16	13,90
COP508005	d.62	h. 5	10	10	19	13,00
COP508010	d.62	h. 6	10	10	22	17,00
COP508020	d.62	h. 8	10	10	32	17,40
COP508025	d.62	h.10	10	10	42	24,60
COP508030	d.60	h.20	13	5	100	38,10
COP508040	d.62	h.30	10	Sf	167	51,50
COP508050	d.62	h.50	10	Sf	350	78,90



Maggiorazione per sfuso +15%

Ghisa sferoidale certificata EN 124



int.	est.	sp.	peso							
Chiusini B125 a chiusura ermetica A				Chiusini D400 a chiusura ermetica A						
COP71B0400	30x30	40x40	3,0	10,0	COP71D0400	30x30	40x40	10,0	22,0	85,00
COP71B0500	40x40	50x50	4,0	15,0	COP71D0500	40x40	50x50	10,0	32,0	136,30
COP71B0600	50x50	60x60	4,0	25,0	COP71D0600	50x50	60x60	10,0	48,0	195,30
COP71B0700	60x60	70x70	4,0	36,0	COP71D0700	60x60	70x70	10,0	60,0	280,80
COP71B0800	70x70	80x80	4,5	47,0	COP71D0800	70x70	80x80	10,0	81,0	348,90
					COP71D0900	80x80	90x90	10,0	100,0	479,40
					COP71D1000	90x90	100x100	10,0	149,0	763,60
					COP71D1100	100x100	110x110	10,0	197,0	891,70
Chiusini C250 a chiusura ermetica A										
COP71C0400	30x30	40x40	4,0	14,5	COP72D0861	d.60	85x85	10,0	63,0	E 258,80
COP71C0500	40x40	50x50	4,6	22,5	COP72D0851	d.60	d.85	10,0	55,0	F 226,40
COP71C0600	50x50	60x60	5,1	33,0	Caditoie D400 piane sifonabili B					
COP71C0700	60x60	70x70	5,6	47,0	COP75D0600	49x49	60x60	7,5	48,5	206,80
COP71C0800	70x70	80x80	6,5	66,0	COP75D0700	59x59	70x70	7,5	58,5	256,50
COP71C0900	80x80	90x90	7,0	100,0	COP75D0800	69x69	80x80	7,5	80,0	328,10
Caditoie C250 piane sifonabili B										
COP75C0400	29x29	40x40	4,0	14,0	COP75D0900	79x79	90x90	9,0	114,0	467,90
COP75C0500	39x39	50x50	5,0	23,0	ChiusiniTelefonia P2-P4 D400 C					
COP75C0600	49x49	60x60	5,5	35,0	COP74D0750	60x60	P2 75x78	10	86,0	447,10
COP75C0700	59x59	70x70	6,0	49,5	COP74D0780	60x120	P4 78x140	10	163,0	846,70
COP75C0800	69x69	80x80	6,5	68,5	Chiusino Telefonia F.O. D400 C					
Sifoni pvc su richiesta										
					COP74D0872	70x80	2 sp. 87x94	119,0		618,00
					COP74D0884	80x125	4 sp. 88,8x116,5	182,0		944,80

Identica classificazione consultabile nel Catalogo Web